



स्वामी रामानंद तीर्थ मराठवाडा विद्यापीठ, नanded

SWAMI RAMANAND TEERTH MARATHWADA UNIVERSITY NANDED

"Dnyanantaryam", Nanded - 431449 (Maharashtra)

Established in 1979, September 1988. Recognized by the UGC (17/10/80) and 1988. NAAC 'B' accredited with 'C' Grade

ACADEMIC (U-BOARD OF STUDIES) SECTION

Phone: (02462) 229542

Fax : (02462) 229574

Website: www.srtmun.ac.in

E-mail: hos.srtmun@gmail.com

संलग्नित महाविद्यालयांतील विज्ञान व तंत्रज्ञान विद्याशाखेतील पदवी स्तरावरील तृतीय वर्षाचे C.B.C.S. Pattern नुसारचे अभ्यासक्रम शैक्षणिक वर्ष २०२१-२२ पासून लागू करण्याबाबत.

## परिपत्रक

या परिपत्रकान्वये सर्व संबंधितांना कळविण्यात येते की, मा. विद्याशाखेने दिनांक ३१ मे २०२१ रोजीच्या बैठकीतील केलेल्या शिफारशीप्रमाणे व दिनांक १२ जून २०२१ रोजी संपन्न झालेल्या ५१ व्या मा. विद्या परिषद बैठकीतील विषय क्र. २६/५१-२०२१च्या ठरावानुसार प्रस्तुत विद्यापीठाच्या संलग्नित महाविद्यालयांतील विज्ञान व तंत्रज्ञान विद्याशाखेतील पदवी स्तरावरील तृतीय वर्षाचे खालील विषयांचे C.B.C.S. (Choice Based Credit System) Pattern नुसारचे अभ्यासक्रम शैक्षणिक वर्ष २०२१-२२ पासून लागू करण्यात येत आहेत.

- |  |  |
|--|--|
| 1. B.Sc.-III Year-Biophysics                           | 2. B.Sc.-III Year-Bioinformatics                         |
| 3. B.Sc.-III Year-Biotechnology                        | 4. B.Sc.-III Year-Biotechnology (Vocational)             |
| 5. B.Sc.-III Year-Botany                               | 6. B.Sc.-III Year-Horticulture                           |
| 7. B.Sc.-III Year-Agro Chemical Fertilizers            | 8. B.Sc.-III Year-Analytical Chemistry                   |
| 9. B.Sc.-III Year-Biochemistry                         | 10. B.Sc.-III Year-Chemistry                             |
| 11. B.Sc.-III Year-Dyes & Drugs Chemistry              | 12. B.Sc.-III Year-Industrial Chemistry                  |
| 13. B.C.A. (Bachelor of Computer Application)-III Year | 14. B.I.T. (Bachelor of Information Technology)-III Year |
| 15. B.Sc.-III Year-Computer Science                    | 16. B.Sc.-III Year-Network Technology                    |
| 17. B.Sc.-III Year-Computer Application (Optional)     | 18. B.Sc.-III Year-Computer Science (Optional)           |
| 19. B.Sc.-III Year-Information Technology (Optional)   | 20. B.Sc.-III Year-Software Engineering                  |
| 21. B.Sc.-III Year-Dairy Science                       | 22. B.Sc.-III Year-Electronics                           |
| 23. B.Sc.-III Year-Environmental Science               | 24. B.Sc.-III Year-Fishery Science                       |
| 25. B.Sc.-III Year-Geology                             | 26. B. A./B.Sc.-III Year-Mathematics                     |
| 27. B.Sc.-III Year-Microbiology                        | 28. B.Sc.-III year Agricultural Microbiology             |
| 29. B.Sc.-III Year-Physics                             | 30. B. A./B.Sc.-III Year Statistics                      |
| 31. B.Sc.-III Year-Zoology                             |  |

सदरील परिपत्रक व अभ्यासक्रम प्रस्तुत विद्यापीठाच्या [www.srtmun.ac.in](http://www.srtmun.ac.in) या संकेतस्थळावर उपलब्ध आहेत. तरी सदरील बाब ही सर्व संबंधितांच्या निदर्शनास आणून द्यावी, ही विनंती.

'ज्ञानतीर्थ' परिसर,  
विष्णुपुरी, नanded - ४३१ ६०६.

जा.क्र.: शैक्षणिक-१/परिपत्रक/पदवी-सीबीसीएस अभ्यासक्रम/  
२०२१-२२/७५

दिनांक : १२.०७.२०२१.


प्रत माहिती व पुढील कार्यवाहीस्तव :

- १) मा. कुलसचिव यांचे कार्यालय, प्रस्तुत विद्यापीठ.
- २) मा. संचालक, परीक्षा व मूल्यमापन मंडळ यांचे कार्यालय, प्रस्तुत विद्यापीठ.
- ३) प्राचार्य, सर्व संबंधित संलग्नित महाविद्यालये, प्रस्तुत विद्यापीठ.
- ४) साहाय्यक कुलसचिव, पदव्युत्तर विभाग, प्रस्तुत विद्यापीठ.
- ५) उपकुलसचिव, पात्रता विभाग, प्रस्तुत विद्यापीठ.
- ६) सिस्टम एक्सपर्ट, शैक्षणिक विभाग, प्रस्तुत विद्यापीठ.
- ७) अधीक्षक, परीक्षा विभाग विज्ञान व तंत्रज्ञान विद्याशाखा प्रस्तुत विद्यापीठ.

स्वाक्षरित

सहा.कुलसचिव

शैक्षणिक (१-अभ्यासमंडळ) विभाग

  
I/C PRINCIPAL  
Nutan Mahavidyalaya  
Sailu, Dist. Parbhani

**Swami Ramanand Teerth Marathwada  
University, Nanded**



**Syllabus of Third Year**

**BCA**

**(Revised CBCS pattern)**

**Introduced from Academic Year 2021-2022**


A handwritten signature in black ink, appearing to be 'M. P. S.', is written over the printed text of the IC Principal's name.

**IC PRINCIPAL  
Nutan Mahavidyalaya  
Sailu, Dist. Parbhani**

**BCA Third Year Proposed Syllabus  
w.e.f. 2021-2022**



<b>BCA III Year SEM - V</b>			
<b>Course category</b>	<b>Subject Code</b>	<b>Subjects</b>	<b>Credits</b>
Core Course	BCA-501	System Analysis and Design (SAAD)	04
Core Course	BCA-502	Web Development and PHP Programming	04
Core Course	BCA-503	Mobile Application Development	04
<b>Chose any one from the below Elective courses</b>			
Elective Subject	BCA-504-A	Computer Network	04
	BCA-504-B	Cloud Computing	04
<b>Chose any one Open Elective courses</b>			
Open Elective	BCA-505 A	University recognized MOOC (NPTEL / SWAYAM / others) OR Intra / Inter Departmental courses OR	04
	BCA-505-B	Linux Operating System	04
Lab / Practical	BCA-506	Lab- PHP Programming	02
	BCA-507	Lab- Mobile Application Development	02
<b>Total Credit</b>			<b>24</b>
<b>BCA III Year SEM - VI</b>			
	<b>Subject Code</b>	<b>Subjects</b>	<b>Credits</b>
Core Course	BCA-601	Software Engineering	04
Core Course	BCA-602	Python	04
Core Course	BCA-603	Project Development activity and Seminar	04
<b>Chose any one from the below Elective courses</b>			
Elective Subject	BCA-604-A	Windows Programming	04
	BCA-604-B	Digital Image Processing	04
<b>Chose any one Open Elective courses</b>			
Open Elective	BCA-605 A	University recognized MOOC (NPTEL / SWAYAM / others) OR Intra / Inter Departmental courses OR	04
	BCA-605-B	Cyber Security	02
Lab / Practical	BCA-606	Lab- Python	02
	BCA-607	Lab- Windows Programming and DIP	02
<b>Total Credit</b>			<b>24</b>

  
 HO PRINCIPAL  
 Kutan Mahavidyalaya  
 Sailu, Dist. Parbhani

Name of Course	Bachelor of Computer Application (BCA)
Semester	V
Name of Subject	System Analysis and Design(SAAD)
Subject Code	BCA- 501
Marks	75 Marks
Lectures	50 Lectures

4. Form and data  
4.1 Input/Output  
4.2 File  
4.3 File  
4.4 File  
4.5 File

Referer  
1.

**Objectives:**

Develop and evaluate system requirements. Work effectively in a team environment as well as explain the need for and value of a formalized step-by-step approach to the analysis, design, and implementation of computer information systems. Use tools and techniques for process and data modeling.

**Outcomes:**

Upon successful completion of this course, you will be able to gather data to analyze and specify the requirements of a system. Design system components and environments & build general and detailed models that assist programmers in implementing a system. It also design a database for storing data, a user interface for data input and output, and controls to protect the system and its data.

- Unit - I**
- 1. Introduction of System Concept & System Development Life Cycle** 10
- 1.1 System Concept: Definition, Characteristics
  - 1.2 Elements of system, Physical and abstract system
  - 1.3 Open and closed system, man-made information systems
  - 1.4 System Development Life Cycle: Various phases of system development
  - 1.5 Considerations for system planning and control for system success
  - 1.6 Role of system analyst

- Unit - II**
- 2. System Planning, Feasibility study & Cost-Benefit Analysis** 10
- 2.1 Basis for planning in system analysis: Dimensions of Planning
  - 2.2 Initial Investigation: Determining user's requirements and analysis
  - 2.3 fact finding process and techniques
  - 2.4 Feasibility study: Technical
  - 2.5 Operational & Economic Feasibilities
  - 2.6 Cost/Benefit Analysis

- Unit - III**
- 3. Tools of structured Analysis** 15
- 3.1 Data Flow diagram
  - 3.2 Data dictionary
  - 3.3 IPO charts
  - 3.4 HIPO charts
  - 3.5 Gantt charts
  - 3.6 Pseudo codes
  - 3.7 Flow charts
  - 3.8 Decision tree
  - 3.9 Decision tables




#### Unit - IV

15

4. **Form and database design**
  - 4.1 Input/ Output and Form Design
  - 4.2 Introduction to files and database design
  - 4.3 File structures and organization
  - 4.4 Objectives of database design
  - 4.5 Logical and physical view of data

#### References:

1. Igor Hawryszkiewycz, "Introduction to System Analysis and Design", 4th edition, Prentice-Hall
2. Jeffrey L. Whitten, and Lonnie D. Bentley, "Systems analysis and Design Methods", 4th edition, Tata McGraw-Hill
3. Mark Lejk, and David Deeks, "An Introduction to System Analysis Techniques", Prentice Hall.
4. Don Yeates, Maura Shields and David Helmy, "System Analysis and Design", Longman group limited, 1994

  
I/C PRINCIPAL  
Nutan Mahavidyalaya  
Saitu, Dist. Parbhani

Name of Course  
Semester  
Name of Subject  
Subject Code  
Marks  
Lectures

B.C.A. Third Year  
V Semester  
Web Development and PHP Programming  
BCA-502  
75  
50

**Objectives:**

- Learn Core PHP Server Side Scripting Language
- Learn to design dynamic and interactive Web pages
- Learn PHP Database handling

**Outcomes:**

- Able to design dynamic and interactive web pages, websites.
- Able to run PHP scripts on server and retrieve results
- Able to handle databases like MySQL using PHP in web sites.

**1. Introduction to PHP**

**Unit - I**

10

- 2.1 Introduction to PHP . History and Features of PHP
- 1.2 Installation & Configuration of PHP
- 1.3 Embedding PHP code in Your Web Pages
- 1.4 Understanding PHP, HTML, and White Space. Writing Comments in PHP
- 1.5 Sending Data to the Web Browser
- 1.6 Data types in PHP, Keywords in PHP
- 1.7 Using Variables, Constants in PHP
- 1.8 Expressions in PHP
- 1.9 Operators in PHP

**2. Programming with PHP**

**Unit - II**

15

- 2.1 Conditional statements: if, if-else, switch, The ? Operator
- 2.2 Looping statements: while Loop, do...while Loop, for Loop
- 2.3 Arrays in PHP: Introduction- What is Array?
- 2.4 Types of Arrays: Indexed Vs. Associative arrays, Multidimensional arrays
- 2.5 Creating Array, Accessing Array, Manipulating Arrays, Displaying arrays.....use of for.. each as loop
- 2.6 Using Array Functions
- 2.7 Including and Requiring Files- use of Include() and Require()
- 2.8 Implicit and Explicit Casting in PHP


**Unit - III**

**3. Using Functions , Class- Objects, Forms in PHP**

15

- 3.1 Functions in PHP: Defining and calling a function, Returning Value from function
- 3.2 Date and Time in PHP: Date and Time Functions
- 3.3 Strings in PHP: String Functions
- 3.4 Objects in PHP: What is Class & Object, Creating and accessing a Class & Object,
- 3.5 Object properties, object methods, Overloading, inheritance, Constructor and Destructor
- 3.6 Creating HTML Form

TY-Bachelor of Comp. Application (BCA), w.e.f., 2021-2022

  
I/C PRINCIPAL  
Nutan Mahavidyalaya  
Sailu, Dist. Parbhani

**Unit - IV**

- 4. Database Handling Using PHP with MySQL**
- 4.1 Introduction to MySQL: Database terms, Data Types, Accessing MySQL –Using MySQL Client and Using phpMyAdmin
  - 4.2 MySQL Commands
  - 4.3 Using PHP with MySQL: PHP MySQL Functions
  - 4.4 Connecting to MySQL and Selecting the Database
  - 4.5 Executing Simple Queries
  - 4.6 Retrieving Query Results
  - 4.7 Counting Returned Records
  - 4.8 Updating Records with PHP
  - 4.9

**References:**

- 1. PHP & MySQL for Dynamic Web Sites- Fourth Edition By Larry ULLman
- 2. Learning PHP, MySQL and JavaScript By Robin Nixon -O'REILLY Publications
- 3. Programming PHP By Rasmus Lerdorf, Kevin Tatroe, Peter MacIntyre
- 4. SAMS Teach yourself PHP in 24 hours, Author: Matt Zandstra, Sams Publishing.



I/C PRINCIPAL  
Nutan Mahavidyalaya  
Sailu, Dist. Parbhani






- 3.2 Rotate Animation, FadeIn / FadeOut Animation
- 3.3 Zoom Animation, Scale animation
- 3.4 2D and 3D graphics



- Unit - IV**
- 4. Managing Data Storage, Advanced Components of Android and Location & Map 15**
- 4.1 Shared Preferences
  - 4.2 Internal Storage, External Storage
  - 4.3 SQLite Databases
  - 4.4 Content provider and Remote Databases
  - 4.5 Web App, JSON Parsing
  - 4.6 Google maps, Using GPS to find current location
  - 4.7 Sensors, bluetooth/Wi-Fi Connectivity

**References:**

1. Professional Android 4 Application Development, Edition 3 Reto Meier Wrox Publication
2. John Horton, "Android Programming for Beginners", Packt Publishing Limited (2015).
3. Sams Teach Yourself Android Application Development in 24 Hours, Edition illustrated Darcey & Shane Conder Sams Publishing

  
I/C PRINCIPAL  
Nutan Mahavidyalaya  
Sailu, Dist. Parbhani



Name of Course	B.C.A. Third Year
Semester	V Semester
Name of Subject	Computer Network
Subject Code	BCA-504 A
Marks	75
Lectures	50

4.5 Di  
4.6 F  
Referen  
1. T  
2.  
3.

**Objectives:**

- To develop an understanding of computer networking basics.
- To develop an understanding of different components of computer networks, various protocols, modern technologies and their applications.

**Outcomes:**

Upon successful completion of this course, student will be able to

- Recognize the technological trends of Computer Networking.
- Discuss the key technological components of the Network.
- Evaluate the challenges in building networks.

**Unit - I**

**1. Introduction to computer network**

13

- 3.1 What is Network? , Benefits of Networking
- 1.2 Wired Transmission media – Magnetic media, Twisted Pair, Coaxial Cable, Fiber Optics
- 1.3 Wireless Transmission media – The Electromagnetic Spectrum, Radio Transmission, Microwave Transmission, Infrared
- 1.4 Topologies with advantages & disadvantages: -Bus, Ring, Star, Tree, Mesh
- 1.5 Types of Networks – LAN, MAN, WAN

**Unit - II**

**2. Reference Model and Ethernet**

12

- 2.1 The need for layered architecture (protocol hierarchies)
- 2.2 OSI reference Model
- 2.3 TCP/IP reference Model
- 2.4 Ethernet Technology - Types of Ethernet, properties of Ethernet. Collision detection and Recovery, Ethernet hardware address, Ethernet Frame Format
- 2.5 Wireless LAN
- 2.6 Bluetooth

**Unit - III**

**3. Internet Basics and Networking Protocol**

13


- 3.1 Internet- Architecture, Internet Service Providers (ISP), Internet Addressing System: IP Address, DNS, URL
- 3.2 Concept of Intranet & Extranet
- 3.3 Networking protocol: IP, TCP, FTP, HTTP, DHCP

**Unit - IV**

**4. Network Security**

12

- 4.1 Network Security issues
- 4.2 Traditional Cryptography- substitution Ciphers, Transposition Ciphers
- 4.3 Two fundamental cryptographic principles
- 4.4 DES


  
H.C. PRINCIPAL  
Gitan Mahavidyalaya



- 4.5 Digital Signature
- 4.6 Firewalls

**References:**

1. Tanenbaum Andrew, Computer Networks, PHI
2. Forouzan Behrouz A., Data Communication and Networking, Tata Mcgraw Hill
3. Norton Peter, Complete Guide To Networking, SAMS
4. William Stallings, Data and Computer Communications, Pearson Education
5. P.K. Sinha, Computer Fundamentals, BPB

  
I/C PRINCIPAL  
Nutan Mahavidyalaya  
Saidu, Dist. Parbhani



Name of Course	B.C.A. Third Year
Semester	V Semester
Name of Subject	Cloud Computing
Subject Code	BCA -504 -B
Marks	75
Lectures	50

Name of Course
Semester
Name of Subject
Subject Code
Marks
Lectures

**Learning Objectives:**

- To Study basics of cloud computing, and comprehend the terminology, tools and technologies associated with today's top cloudplatforms.
- To provide the programmer's perspective of working of CloudComputing.
- Implement Simple Cloud programs to solve simpleproblems.

**Utility of the course:**

- Awareness of existing demanding trends for Clouds and Virtualizations in the IT industry in order to get placement as well as inresearch

**Unit - I**

**1. Enterprise computing: a retrospective**

10

- 1.1 Introduction
- 1.2 Mainframe architecture
- 1.3 Client-server architecture
- 1.4 3-tier architectures with TP monitors

**Unit - II**

**2. The internet as a platform and Software as a service**

15

- 2.1 Internet technology and web-enabled applications
- 2.2 Web application servers
- 2.3 Internet of services
- 2.4 Emergence of software as a service
- 2.5 Successful SaaS architectures
- 2.6 Dev 2.0 platforms
- 2.7 Cloud computing

**Unit - III**

**3. Cloud computing platforms**

10

- 3.1 Infrastructure as a service: Amazon EC2
- 3.2 Platform as a service: Google App Engine
- 3.3 Microsoft Azure

**Unit - IV**


**4. Web services, AJAX and mashups**

15

- 4.1 Web services: SOAP and REST
- 4.2 SOAP versus REST
- 4.3 AJAX: asynchronous 'rich' interfaces
- 4.4 Mashups: user interface services
- 4.5 Data in cloud: Relational databases and cloud file systems(GFS , HDFS)
- 4.6 BigTable, HBase and Dynamo

**References:**

1. Enterprise Cloud Computing: Technology, Architecture, Application By GautamShroff

  
 I/C PRINCIPAL  
 Nutan Mahavidyalaya  
 Saiju, Dist. Parbhani



<b>Name of Course</b>	<b>B.C.A. Third Year</b>
<b>Semester</b>	<b>V Semester</b>
<b>Name of Subject</b>	<b>Linux Operating System</b>
<b>Subject Code</b>	<b>BCA-505 B</b>
<b>Marks</b>	<b>75</b>
<b>Lectures</b>	<b>50</b>

**Objectives:**

- This course shall build a platform for students to start their own enterprise
- For Making Student Job Ready
- To become familiar with open source software and user interface.
- To securely handle OS without any viruses and malwares.
- For easily use free software available on internet.
- To understand the basic operating system command.

**Outcomes:**

- Awareness of existing demanding trends in IT industry in order to get placement & research in open source market.
- Understand the Linux OS architecture.
- Install and use different types of distributions available in market.

**Unit - I**

**10**

**1. Introduction to Linux**

- 1.1 Introduction to Linux
- 1.2 Features of Linux OS
- 1.3 Installation steps of Linux
- 1.4 Linux kernel
- 1.5 Booting process of Linux OS, Flavors of Linux

**Unit - II**

**15**

**2. Working with Linux OS**

- 2.1 Working with the Linux File System
- 2.2 Logging into and working With Linux
- 2.3 Changing User Information
- 2.4 Linux Shell
- 2.5 Text Editors in Linux
- 2.6 Working with permissions

**Unit - III**

**10**

**3. Linux Commands**


- 3.1 Adduser , alias, at ,cat , cd, chmod ,chown,cp, cpio, dd, df, dc, dir, du, find, finger, grep, zip, unzip, gzip, halt, hostname, ifconfig, kill, login, look, lpc, lpd ,lpr, lprm, ls, mail, man, mde, mkdir, mor, mount, mv, netstat, passwd, ping, ps, pwd, rm, rmdir, shutdown, sort, su, tar, tree, moun, umount, unzip, vi, wc, who, whoami, zip.

**Unit - IV**

**15**

**4. Backup & Network configuration for Linux**

- 4.1 Choosing Backup Strategies and Operations, Choosing Backup hardware and

- 
- media
  - 4.2 Using backup software and commands
  - 4.3 Network configuration tools
  - 4.4 DHCP protocol
  - 4.5 Introduction to samba, DNS & Apache web server

**References:**

1. Red Hat Linux 7 Unleashed , Bill Ball ,David Pitts, Techmedia SAMS publication
2. Red Hat Linux and Fedora Unleashed by Bill Ball and Hoyt Duff
3. UNIX System Administration Handbook, Evi Nemeth, Garth Snyder, Scott Seebass, Person Education Asia (LPE)(III Edition).



I/C PRINCIPAL  
Nutan Mahavidyalaya  
Sailu, Dist. Parbhani



<b>Name of Course</b>	<b>B.C.A. Third Year</b>
<b>Semester</b>	<b>V Semester</b>
<b>Name of Subject</b>	<b>Lab / Practical : PHP Programming</b>
<b>Subject Code</b>	<b>BCA-506</b>
<b>Marks</b>	<b>50</b>

**Practical Assignments for PHP Programming:**

1. Write a program in PHP to demonstrate looping statements in PHP.
2. Write a program in PHP to demonstrate conditional statements in PHP.
3. Write a program in PHP to Create an Array, Insert elements in Array, Accessing Elements from Array and Displaying elements of Arrays.
4. Write a program in PHP to demonstrate including multiple files in PHP webpage.
5. Write a program in PHP to Creating and Calling Your Own Functions.
6. Write a program in PHP to declare a class, creating an Object, demonstrates Writing Methods & Declaring Properties, Accessing Objects.
7. Write a program in PHP to demonstrate String Functions.
8. Write a program in PHP to create/design a User Registration Form, validate form data and display entered form data on webpage.
9. Use MySQL in command line mode for following operations:
  - 9.1 Show Database
  - 9.2 Create a database
  - 9.3 Use Database
  - 9.4 Create Table
  - 9.5 Add data in to a table
  - 9.6 Select data from table
  - 9.7 Rename a table
  - 9.8 Delete data from table
  - 9.9 Delete a table
10. Write a program in PHP to Connecting to MySQL and Selecting the Database, Executing Simple Queries, and Retrieving Query Results.



Name of Course	BCA Third Year
Semester	V Semester
Name of Subject	MOBILE APPLICATION DEVELOPMENT
Subject Code	BCA-507

**Practical List:**

1. Installation of Android Studio and eclipse and study of Apps for Working with AndroidManifest.xml
2. Sample Apps for Working with Activities and Working with Application Context
3. Apps for Demonstration of Activity Life Cycle.
4. Apps for demonstration of Buttons and Textbox, Images. To create a simple Calculator App. (Addition, subtraction, division, multiplication, square etc)
5. Sample Apps for Working with Notification.
6. Sample Apps for Demonstration of Context menu and Dialogs
7. Sample Apps for Working with SQLite Database.
8. Sample Apps for Demonstration of File Access.
9. Sample Apps for Demonstration of Shared preferences and Preferences activity
10. Create an application to send message between two emulators.

I/C PRINCIPAL  
Nutan Mahavidyalaya  
Sertu, Dist. Parbhani





<b>Name of Course</b>	<b>Bachelor of Computer Application (BCA)</b>
<b>Semester</b>	<b>VI</b>
<b>Name of Subject</b>	<b>Software Engineering</b>
<b>Subject Code</b>	<b>BCA- 601</b>
<b>Marks</b>	<b>75 Marks</b>
<b>Lectures</b>	<b>50 Lectures</b>

**Objectives:**

- To know about software engineering and its application in Software development.
- To identify, formulate, and solve software engineering problems, including the specification, design, implementation, and
- To Learn testing of software systems that meet specification, performance, maintenance and quality requirements

**Outcomes:**

- How to apply the software engineering lifecycle by demonstrating competence in communication, planning, analysis, design, construction, and deployment.
- An ability to work in one or more significant application domains. Work as an individual and as part of a multidisciplinary team to develop and deliver quality software.
- Demonstrate an understanding of and apply current theories, models, and techniques that provide a basis for the software lifecycle.
- Demonstrate an ability to use the techniques and tools necessary for engineering practice. Demonstrate an ability to use the techniques and tools necessary for engineering practice

**Unit - I**

- 1. Introduction to Software Engineering** **15**
- 1.1 The Evolving Role of Software
  - 1.2 Definition & Concept Software Engineering
  - 1.3 Software Characteristics
  - 1.4 Software Applications
  - 1.5 Software Evolution
  - 1.6 Software Crisis & Horizon
  - 1.7 Software Myths

**Unit - II**

- 2. Software Development Life Cycle(SDLC)and Methodologies** **15**
- 2.1 Introduction
  - 2.2 Activities of SDLC
  - 2.3 A Generic Process Model
  - 2.4 Prescriptive Process models
    - 2.4.1 Waterfall Model
    - 2.4.2 Incremental Process Models
    - 2.4.3 Evolutionary process Models (Prototyping and Spiral Model)
  - 2.5 Concurrent Models, Types

**Unit - III**

- 3. Analysis and Design Tools** **10**
- 3.1 Decision Tree and Decision Table
  - 3.2 Data Flow Diagrams (DFD)
  - 3.3 Data Dictionary
    - 3.3.1 Elements of DD



- 2.3 Advantages of EMI
- 2.4 Input and Output Design
- 2.5 Password Code
- 2.6 Case Studies on above topics



**Unit - IV**

**4. Software Testing**

- 4.1 Definition
- 4.2 Verification and Validation
- 4.3 Black Box Testing
- 4.4 White Box Testing
- 4.5 Unit Testing


**References:**

1. Software Engineering - A Practitioner's Approach- Roger S. Pressman, McGraw Hill International Editions, 2010 (Seventh Edition)
2. System Analysis, Design and Introduction to Software Engineering (SADSE) - S. Parthasarthy, B.W. Khalkar
3. Analysis and Design of Information Systems (Second Edition) - James A. Senn, McGraw Hill
4. System Analysis and Design- Elias Awad, Galgotia Publication, Second Edition
5. Fundamentals of Software Engineering- Rajib Mall, PHI Publication, Fourth Edition

Name of Course
Semester
Name of Subject
Subject Code
Marks
Lectures

Objectives:

- To acq
- To a
- T

  
 IIC PRINCIPAL  
 Nutan Mahavidyalaya  
 Saidu, Dist. Peshawar

TY-Bachelor of Comp. Application (BCA), w.e.f., 2021-2022



- 3.3.2 Advantages of DD
- 3.4 Input and Output Design
- 3.5 PseudoCode
- 3.6 Case Studies on above topics


#### Unit - IV

#### 4. Software Testing

- 4.1 Definition
- 4.2 Verification and Validation
- 4.3 Black box Testing
- 4.4 White-Box Testing
- 4.5 Unit Testing

#### References:

1. Software Engineering : A Practitioner's Approach- Roger S. Pressman, McGraw hill International Editions 2010(Seventh Edition)
2. System Analysis, Design and Introduction to Software Engineering (SADSE) - S. Parthasarthy, B.W. Khalkar
3. Analysis and Design of Information Systems(Second Edition) - James A. Senn, McGraw Hill
4. System Analysis and Design- Elias Awad. Galgotia Publication, Second Edition
5. Fundamentals of Software Engineering- Rajib Mall, PHI Publication, Fourth Edition

  
H/C PRINCIPAL  
Nutan Mahavidyalaya  
Selu, Dist. Parbhani

Name of Course
Semester
Name of Subject
Subject Code
Marks
Lectures

Objectives:  
• To  
•



Name of Course	B.C.A. Third Year
Semester	VI Semester
Name of Subject	Python
Subject Code	BCA-602
Marks	75
Lectures	50

**Objectives:**

- To acquire programming skills in core Python
- To acquire Object Oriented Skills in Python
- To develop the skill of designing Graphical user Interfaces in Python
- To develop the ability to write database applications in Python

**Outcomes:**

- Upon successful completion of this course, student will be able to
- Explain basic principles of Python programming language
- Implement object oriented concepts
- Implement database and GUI applications

**Unit - I**

15

**1. Introduction**

- 1.1 Introduction to Python
- 1.2 Features of python
- 1.3 What Can I Do with Python?
- 1.4 Python Interpreter
- 1.5 Data types, Variables, Comments, Operators, expressions; input, processing and output statements
- 1.6 Control Structures: loops and decision

**Unit - II**

12

**2. String Handling, Classes, Modules and Package**

- 2.1 Strings, String operations and String Slicing
- 2.2 Defining Classes
- 2.3 Defining and calling functions passing arguments to functions
- 2.4 Python and OOP – Inheritance, polymorphism
- 2.5 Modules – datetime, math
- 2.6 Packages

**Unit - III**

11

**3. Exception Handling and Collections**

- 3.1 Exception in python
- 3.2 Exception roles
- 3.3 Exception Handling
- 3.4 Collections in Python – List, Tuples, Dictionaries, Sets


**Unit - IV**

12

**4. GUI Programming and Database Connectivity Using Python**

- 4.1 Graphical User Interfaces
- 4.2 Using the tkinter Module
- 4.3 Creating Label, Text, Button, info Dialog Boxes, Radiobutton, Checkbutton
- 4.4 Getting Input

TY-Bachelor of Comp. Application (BCA), w.e.f., 2021-2022

  
 I/C PRINCIPAL  
 Nutan Mahavidyalaya  
 Sailu, Dist. Parbhani

- 4.5 Importing MySQL for Python
- 4.6 Connecting with a database
- 4.7 Forming a query in MySQL
- 4.8 Passing a query to MySQL



**References:**

1. Mark Lutz, Learning Python, 5th Ed. O'REILLY
2. Tony Gaddis, STARTING OUT WITH Python, Addison-Wesley
3. John Paul Mueller, Beginning Programming with Python For Dummies
4. Albert Lukaszewski, MySQL for Python, Packet Publishing

  
I/C PRINCIPAL  
Nutan Mahavidyalaya  
Sailu, Dist. Parbhani

Name of C
Semester
Name
Sub



<b>Name of Course</b>	<b>B.C.A. Third Year</b>
<b>Semester</b>	<b>VI Semester</b>
<b>Name of Subject</b>	<b>Project Development Activity and Seminar</b>
<b>Subject Code</b>	<b>BCA-603</b>
<b>Marks</b>	<b>75</b>
<b>Lectures</b>	<b>50</b>

**Guidelines for Project Work:**

1. Student can opt any programming language / software, C, C++, VC++, Oracle, VB.NET, PHP, Java etc package for project work.
2. An individual or group of maximum 03 (three) students can work on single project
3. Project should strictly developed in lab and student should get it checked from guide time to time.
4. Student should get the Synopsis of project approved from guide well in advance
5. The project work should covers:
  - Cover page
  - Certificate
  - Declaration
  - Acknowledgment
  - Index
  - Introduction of project
  - Data flow diagram
  - Source code
  - Result/output
  - Limitations
  - Conclusion
  - Bibliography

**Student should submit one copy of project report to the college. For project work, there should be one external Examiner from the University & one internal Examiner from College.**

**Guidelines for Seminar:**

- Students have to select separate seminar topic.
- Prepare the Seminar Report and also deliver the presentation of seminar topic using PPT or any other presentation technologies.
- Each student has to submit one hard copy of seminar report to college.

  
H.C. PRINCIPAL  
Nutan Mahavidyalaya  
Sailu, Dist. Parbhani

Name of Course	B.C.A. Third Year
Semester	VI Semester
Name of Subject	Windows Programming
Subject Code	BCA-604-A
Marks	75
Lectures	50

**Objectives:**

- To outline the various characteristics of c#.
- To provide the familiarity in the concept of developing window application.
- To earn an idea of creating application using ADO.Net.
- To study the idea of CLR and .Net framework.

**Outcomes:**

- To develop background knowledge as well as core expertise in C#.
- To develop background knowledge as well as core expertise in C#.
- To learn the object oriented concepts.

**1. Introduction**

**Unit - I**

- 1.1 Introduction to .Net Technology & Framework
- 1.2 .Net Architecture
- 1.3 Common Language Runtime(CLR)
- 1.4 IDE components, Intellisense
- 1.5 Project Types, Java vs C#

10

**2. Windows Application and Windows Controls**

**Unit - II**

- 2.1 Important classes used in Windows Application
- 2.2 Creating and Customizing Windows Form
- 2.3 TextBox and Label Control
- 2.4 Button, Checkbox, Radio Button
- 2.5 Listbox, combobox control
- 2.6 Menus and Dialog boxes

15

**3. Functions, Arrays and Strings, Properties, Indexers, Delegates & Events**

**Unit - III**

- 3.1 C# function, call by value and call by reference
- 3.2 Out parameter
- 3.3 Array, Array list class, jagged array
- 3.4 String class
- 3.5 Properties, Indexers
- 3.6 Delegates, Multicast Delegates, Customs events

15

**4. Database Connectivity**

**Unit - IV**

- 4.1 Introduction to ADO.NET
- 4.2 Advantages of ADO.NET
- 4.3 Developing a simple ADO.NET based application

10

TY-Bachelor of Comp. Application (BCA), w.e.f., 2021-2022




HC PRINCIPAL  
Nutan Mahavidyalaya  
Sailu, Dist. Parbhani



- 4.4 Retrieving & Updating Data from Tables
- 4.5 Disconnected data access through Dataset Objects

**References:**

1. Programming in C# by E. Balgurusamy Mc Graw Hill.
2. Visual C#.NET by C. Muthu Mc Graw Hill.



**I/C PRINCIPAL**  
**Nutan Mahavidyalaya**  
**Sailu, Dist. Parbhani**





Name of Course	B.C.A. Third Year
Semester	VI Semester
Name of Subject	Digital Image Processing
Subject Code	BCA -604-B
Marks	75
Lectures	50

- 4.3 Computing and visualizing ...
- 4.4 Filtering in frequency domain
- 4.5 Color Image Representation
- 4.6 Converting to other color spaces
- 4.7 The Basics of color image p...

**References:**

1. Digital Image Processing Edition, Pearson Education
2. Digital Image Processing Edkins Second Edition
3. Fundamentals of Learning
4. MATLAB Learning

**Objectives:**

- To learn fundamental concepts of Digital Image Processing
- To study basic image processing operations
- To understand image analysis algorithms
- To expose students to current applications in the field of digital image processing

**Outcomes:**

- Review the fundamental concepts of a digital image processing system.
- Analyze images in the frequency domain using various transforms.
- Evaluate the techniques for image enhancement and image restoration.
- Categorize various compression techniques.
- Interpret Image compression standards.
- Interpret image segmentation and representation techniques.

**1. Introduction to MATLAB**

**Unit - I**

12

- 1.1 Introduction
- 1.2 Advantages and Disadvantages of MATLAB
- 1.3 MATLAB Environment
- 1.4 Using MATLAB Scratch Pad
- 1.5 Variables and Arrays
- 1.6 Multidimensional Arrays
- 1.7 Scalar and Array Operations

**2. Introduction to Digital Image Representation**

**Unit - II**

12

- 2.1 Elements of Digital Image Processing System
- 2.2 Digital Image Representation
- 2.3 Reading, displaying and writing images
- 2.4 Data classes and Image types
- 2.5 Converting between data classes and image types
- 2.6 Introduction to M-function Programming

**3. Intensity Transformation and Spatial Filtering**

**Unit - III**

10

- 3.1 Background : Intensity Transformation Functions
- 3.2 Using imadjust( ), Using log( )
- 3.3 Histogram Processing and function plotting. Spatial filtering
- 3.4 Linear spatial filtering, Non-Linear spatial filtering


**4. Frequency Domain Processing**

**Unit - IV**

15


- 4.1 Introduction to Discrete Fourier Transformation (DFT)
- 4.2 Computing and visualizing 1D-DFT

I/C PRINCIPAL  
Nutan Mahavidyalaya  
Sailu, Dist. Parbhani

- 
- 4.3 Computing and visualizing 2D-DFT
  - 4.4 Filtering in frequency domain
  - 4.5 Color Image Representation
  - 4.6 Converting to other color spaces
  - 4.7 The Basics of color image processing

**References:**

1. Digital Image Processing, R.C. Gonzalez, R.E. Woods and S.L. Eddins, Second Edition, Pearson Education
2. Digital Image Processing using, MATLAB R.C. Gonzalez, R.E., Woods and S.L. Eddins Second Edition, Pearson Education
3. Fundamentals of Image Processing, A.K. Jain, PHI publication
4. MATLAB Programming for Engineers, Stephen J. Chapman, Third Edition, Thomson Learning



**H/C PRINCIPAL**  
**Nutan Mahavidyalaya**  
**Sailu, Dist. Parbhani**

Name of Course	B.C.A. Third Year
Semester	VI Semester
Name of Subject	Cyber Security
Subject Code	BCA-605 B
Marks	75
Lectures	50

**Objectives:**

- Exhibit knowledge to secure corrupted systems, protect personal data, and secure computer networks in an Organization.
- Practice with an expertise in academics to design and implement security solutions.
- Understand key terms and concepts in Cryptography, Governance and Compliance.
- Develop cyber security strategies and policies
- Understand principles of web security and to guarantee a secure network by monitoring and analyzing the nature of attacks through cyber/computer forensics software/tools.

**Outcomes:**

- Analyze and evaluate the cyber security needs of an organization.
- Determine and analyze software vulnerabilities and security solutions to reduce the risk of exploitation.
- Measure the performance and troubleshoot cyber security systems.
- Implement cyber security solutions and use of cyber security, information assurance, and cyber/computer forensics software/tools.

**Unit - I  
IT Act and Encryption**

**10 Lectures**

- 1.1 Object of the Act
- 1.2 Scope of the Act
- 1.3 Symmetric Cryptography
- 1.4 Asymmetric Cryptography
- 1.5 RSA Algorithm
- 1.6 Public Key Encryption

**Unit - II**

**Authentication of Electronic records & E-Governance**

**10 Lectures**

- 2.1 Authentication of Electronic records
- 2.2 Digital Signature
- 2.3 RSA Digital Signature
- 2.4 Hash Function
- 2.5 Working of Digital Signature
- 2.6 Electronic Governance

**Unit - III**

**Certifying Authorities**

**15 Lectures**

- 3.1 Need of Certifying Authorities
- 3.2 Functioning of Certifying Authorities
- 3.3 Types of Certificates
- 3.4 Identification, Authorizing, Transactional certificate
- 3.5 Appointment of Controller





3.6 Functions of Controller

15 Lectures


**Unit - IV**

**Domain name Disputes and Cyber Crimes**

- 4.1 Background of Domain Names
- 4.2 Where lies the dispute?
- 4.3 Insertion of Internet Domain Names and the trademark Law
- 4.4 Classification of Cyber Crime, Target of computer crime
- 4.5 Damage to computer System: Unauthorized Access, Packet Sniffing, Tempest attack, Password Cracking, Buffer overflow
- 4.6 Computer virus: Viruses, Logic Bomb, Worms, Trojan Horse Programme, Denial of Service, Tampering with Computer Source Documents

**References:**


1. Cyber Law in India by Farooq Ahmad – Pioneer Books
2. Hand book of Cyber & E-commerce Laws by P.M. Bakshi & R.K.Suri – Bharat Law house New Delhi
3. The Indian Cyber Law by Suresh T Vishwanathan – Bharat Law house New Delhi.
4. Guide to Cyber Laws by Rodney D. Ryder –Wadhwa and Company Nagpur

  
THE PRINCIPAL  
Nutan Mahavidyalaya  
Sailu, Dist. Parbhani

Name of Course	B.C.A. Third Year
Semester	VI Semester
Name of Subject	Lab Course: Python
Subject Code	BCA-606
Marks	50

### List of Practical

1. Program to demonstrate different data types.
2. Program to demonstrate decision making statement.
3. Program to demonstrate Looping statement.
4. Program to demonstrate different string methods.
5. Program to demonstrate function declaration and passing arguments.
6. Program to demonstrate inheritance and its Types.
7. Program to demonstrate polymorphism.
8. Program to demonstrate exception handling.
9. Program to demonstrate different collections.
10. Program to demonstrate database connectivity.


  
I/C PRINCIPAL  
Nutan Mahavidyalaya  
Sailu, Dist. Parbhani



<b>Name of Course</b>	<b>BCA Third Year</b>
<b>Semester</b>	<b>VI Semester</b>
<b>Name of Subject</b>	<b>Windows Programming and DIP</b>
<b>Subject Code</b>	<b>BCA-607</b>

#### **List of Practical**

1. Write a program for demonstration of creating simple windows application.
2. Write a program for demonstration of Text Box and Button control, List Box and Combo Box Control.
3. Write a program for demonstration of designing Menus, dialog boxes.
4. Write a program for demonstration of C# functions, Strings.
5. Write a program for demonstration of Array, Jagged Array.
6. Demonstration of Matlab Environment, reading, displaying images.
7. Demonstration of histogram processing
8. Demonstration of 1D-DFT and its inverse
9. Demonstration of frequency domain filtering
10. Demonstration of color image representation

  
**I/C PRINCIPAL**  
**Nutan Mahavidyalaya**  
**Sailu, Dist. Parbhani**